



FOUNDATION FOR EUROPEAN  
PROGRESSIVE STUDIES  
FONDATION EUROPÉENNE  
D'ÉTUDES PROGRESSISTES



# Women facing sexual violence and street harassment

*Survey in Europe and in the United States*

---

*Study published on the occasion of the symposium on 19 November*

*“Sexual and sexist violence at work:  
the current situation, an emergency situation?”*

19 November 2018

Study carried out by Ifop for



Sample	Methodology	Collection method
--------	-------------	-------------------



The survey was carried out on a sample of **6025 women**, consisting of a representative sample of the female population aged 18 years and over from each of the following countries:

-  Italy: 1009 people
-  Spain: 1007 people
-  France: 1004 people
-  Germany: 1004 people
-  United Kingdom: 1001 people
-  United States: 1000 people

In each country, the survey was conducted using a sample, the representativeness of which was ensured by the quota method (age, occupation of the interviewee) after stratification by region.

The data ensuring the representativeness of the results are derived from the data provided by:

- The European Union Labour Force Survey (EU LFS 2014) for countries in Europe
- The Current Population Survey (CPS 2015) for the United States

The interviews were conducted by a self-administered online questionnaire from **25 to 30 October 2018**.



**IMPORTANT:** If you quote this study, please respect the [law of 25 April 2016](#) which requires the name of the law to be mentioned, the name and authority of the sponsor, the number of people interviewed, and the dates on which the questions were asked. Ifop would like to remind you that “the fact of publishing or allowing to be published, disseminated or allowing to be disseminated a poll in violation of current law and applicable regulations” is now punishable by a **fine of 75,000 €**.

**TO QUOTE THIS STUDY, THE FOLLOWING WORDING MUST BE USED AS A MINIMUM:**

*“The Ifop study for the Fondation Jean-Jaurès and the Foundation for European Progressive Studies conducted by a self-administered questionnaire online from 25 to 30 October 2018 in a sample of 6025 women, representative of the female population aged 18 years and over residing in Italy, Spain, France, Germany, the United Kingdom and the United States.”*

# AI OVERVIEW OF THE DIFFERENT TYPES OF SEXIST AND SEXUAL VIOLENCE IN EUROPE AND THE UNITED STATES



# A.1 *How many women have already been subjected to inappropriate behaviour in the street?*



**QUESTION:** Have you personally experienced any of these situations in the street?




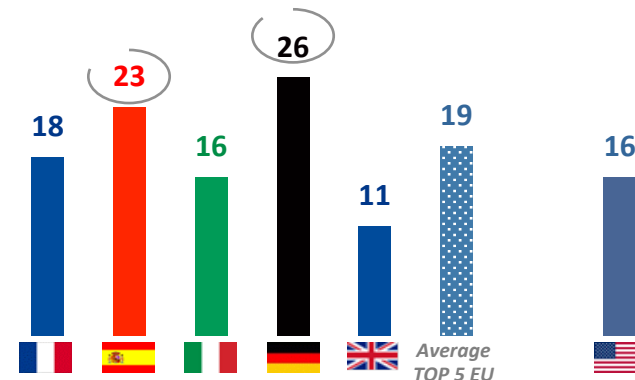
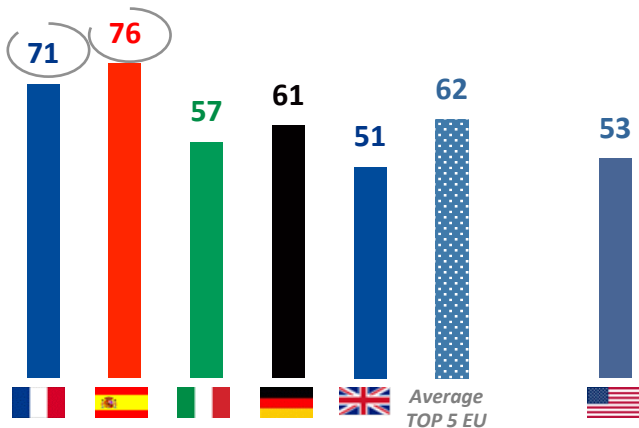
DURING YOUR LIFETIME



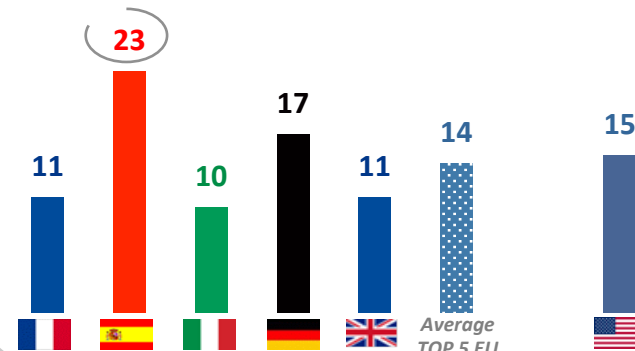
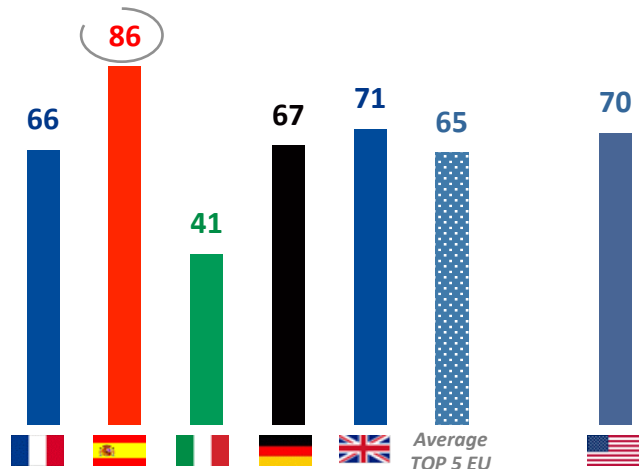
DURING THE PAST YEAR



You have been  
insistently  
stared at



You have been  
whistled at





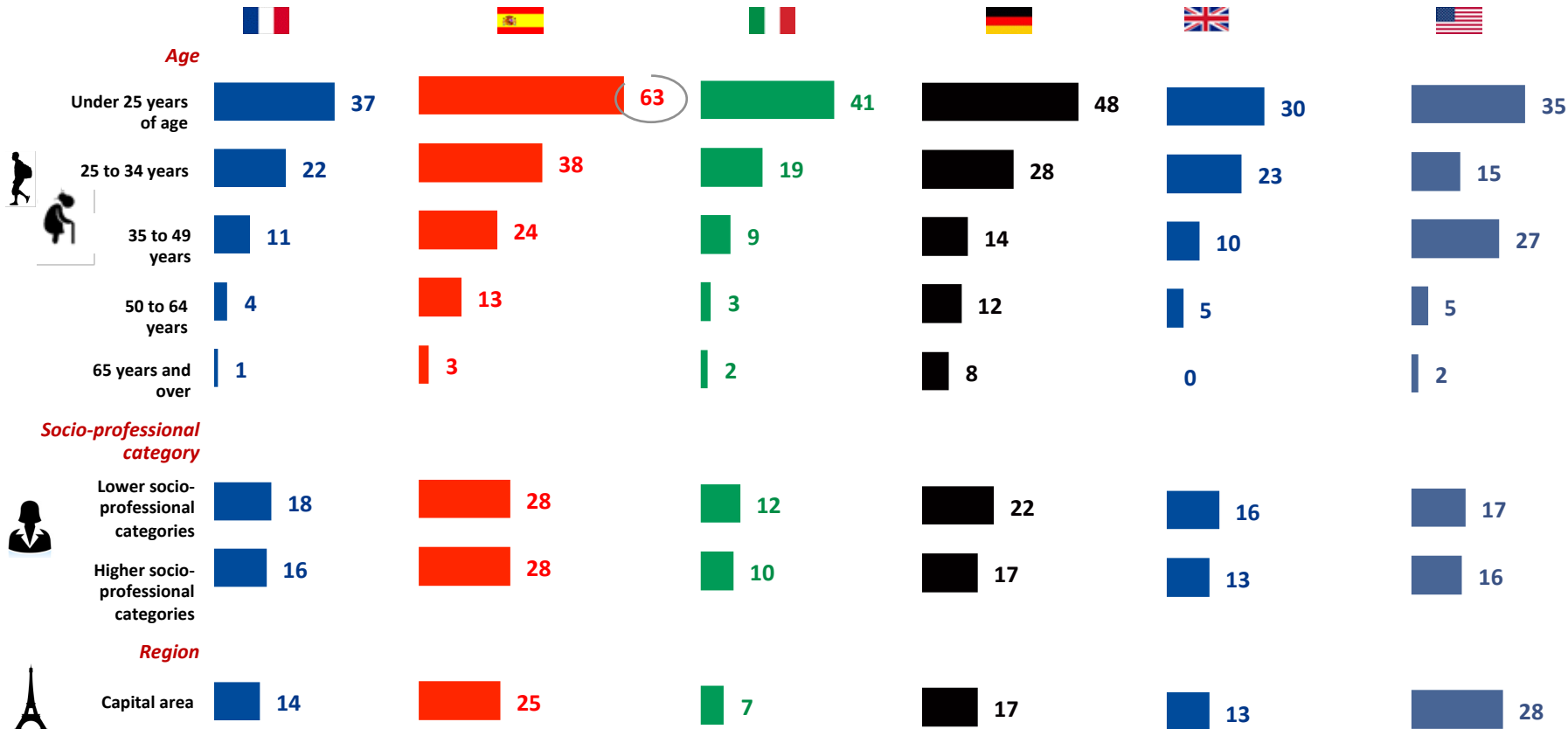
# The profile of women who have been the victims of whistling in the street “during the past 12 months”



**Note:** 63% of young Spanish women under 25 years of age have been victims during the past 12 months  
As a reminder, the average found in all Spanish women is **23%**



DURING THE PAST YEAR



# A.2 *How many women have already been victims of sexist or sexual insults in the street?*

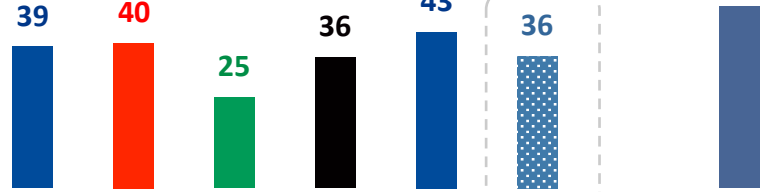


# PROPORTION OF WOMEN VICTIMS OF SEXIST OR SEXUAL INSULTS “DURING THEIR LIFETIME”

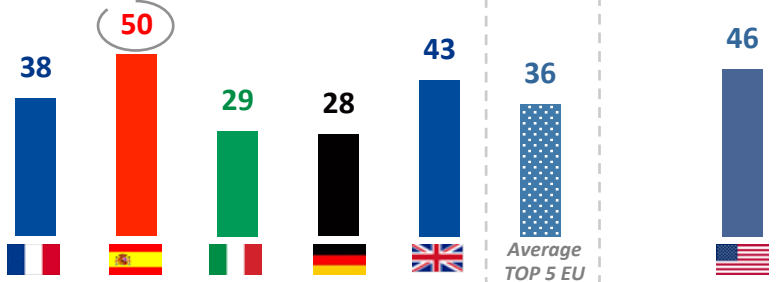
**QUESTION:** In the course of your lifetime, have you experienced any of these situations in the street?



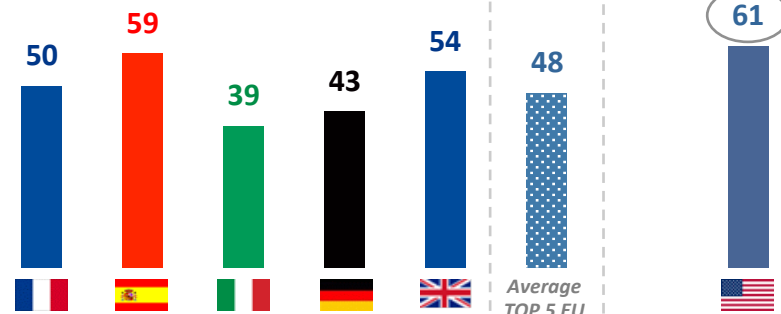
You have been subjected to  
comments, mocking or sexist  
insults



You have been subjected to  
gross sexual gestures



**TOTAL PROPORTION OF WOMEN WHO HAVE ENCOUNTERED AT LEAST ONE OF  
THESE SITUATIONS IN THE STREET DURING THEIR LIFETIME**





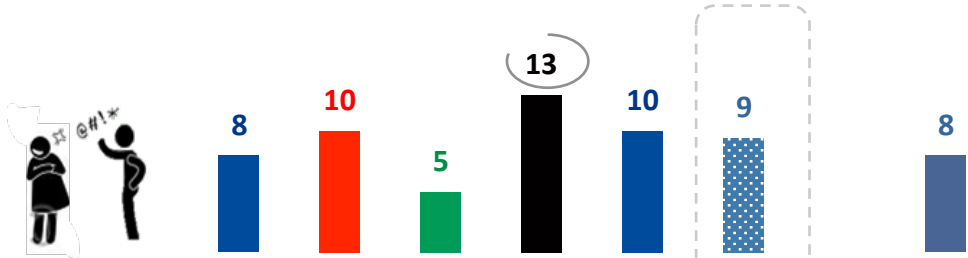
# PROPORTION OF WOMEN VICTIMS OF SEXIST OR SEXUAL INSULTS "DURING THE PAST 12 MONTHS"

**QUESTION:** And during the last twelve months, have you experienced any of these situations in the street?

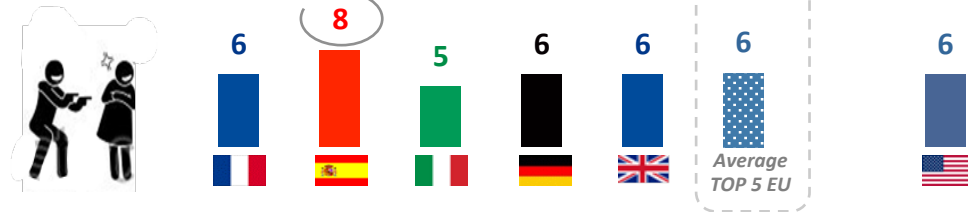


DURING THE PAST YEAR

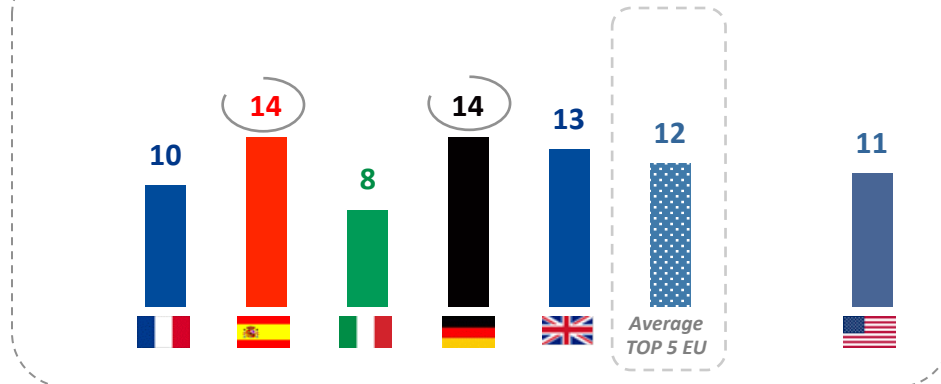
You have been subjected to comments, mocking or sexist insults



You have been subjected to gross sexual gestures



**TOTAL PROPORTION OF WOMEN WHO HAVE ALREADY ENCOUNTERED AT LEAST ONE OF THESE SITUATIONS IN THE STREET DURING THE PAST YEAR**

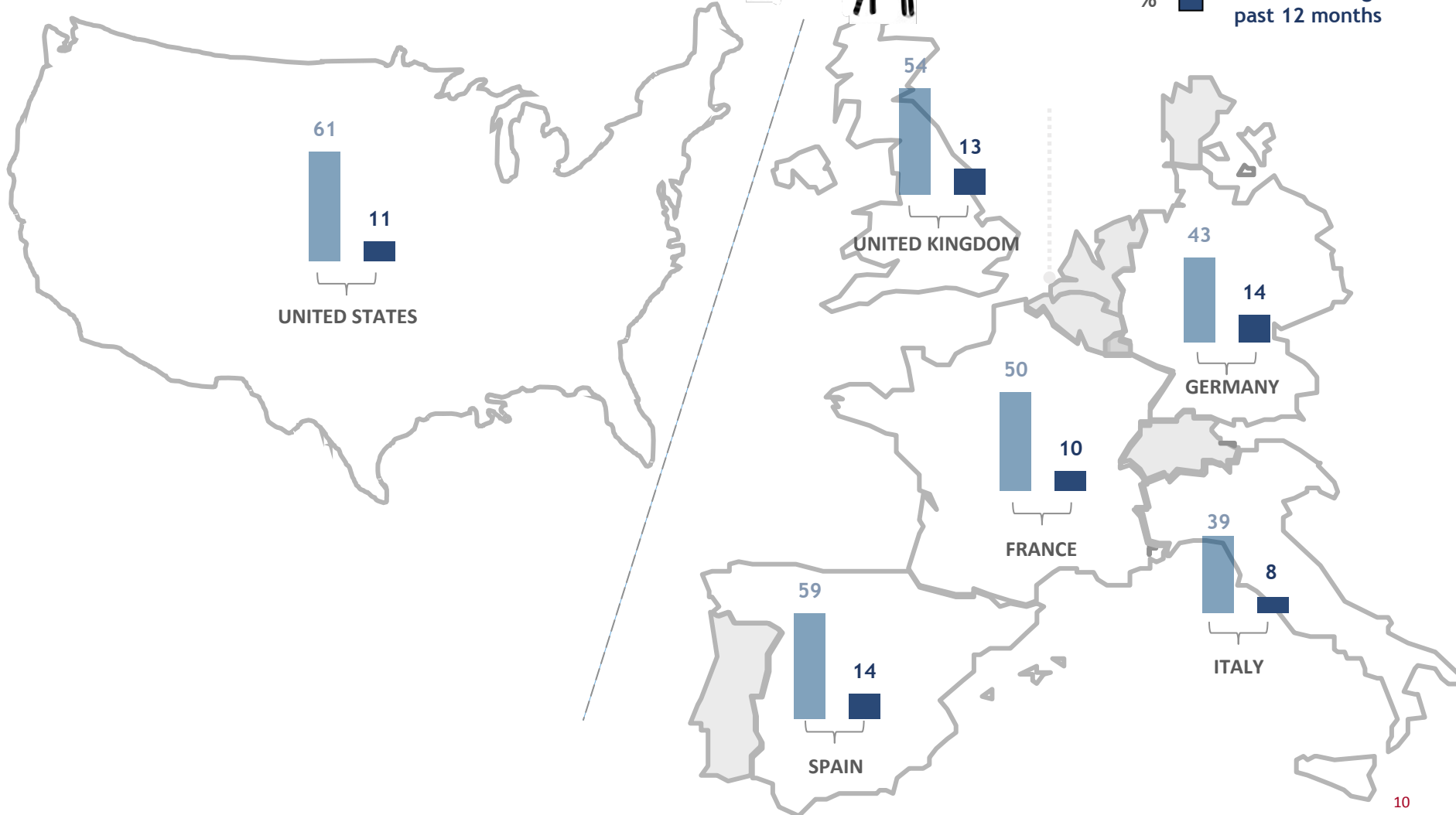


# PROPORTION BY COUNTRY OF VICTIMS OF AT LEAST “one form of sexist or sexual insult”

**QUESTION:** Have you ever experienced any of these situations in the street?



% Victims during their lifetime  
% Victims during the past 12 months





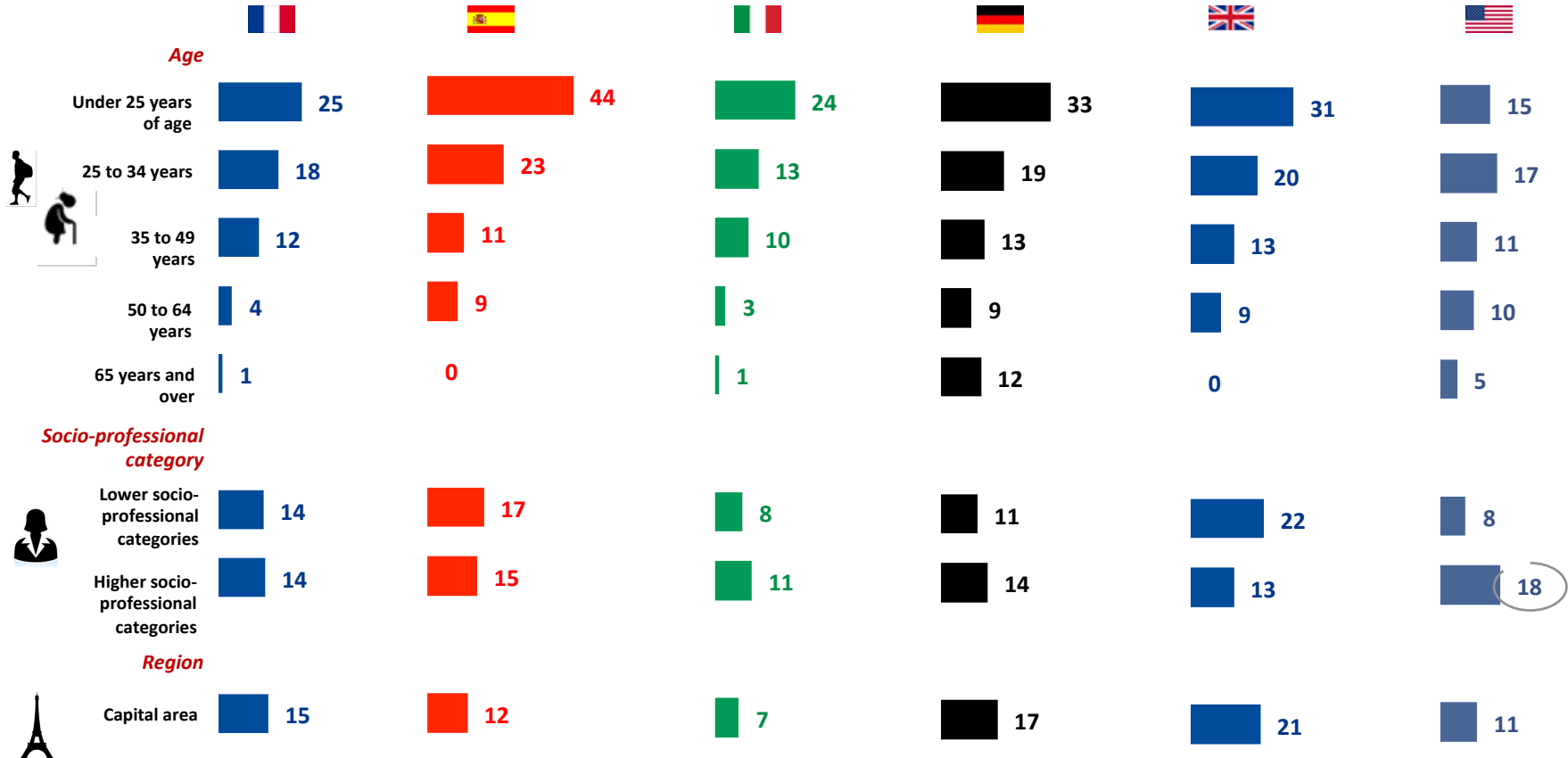
# The profile of women who have been victims of a form of sexist or sexual insult in the street “during the past 12 months”



**Note:** 18% of “poor” Americans have been victims during the past 12 months  
As a reminder, the average found in all American women is 11%



DURING THE PAST YEAR



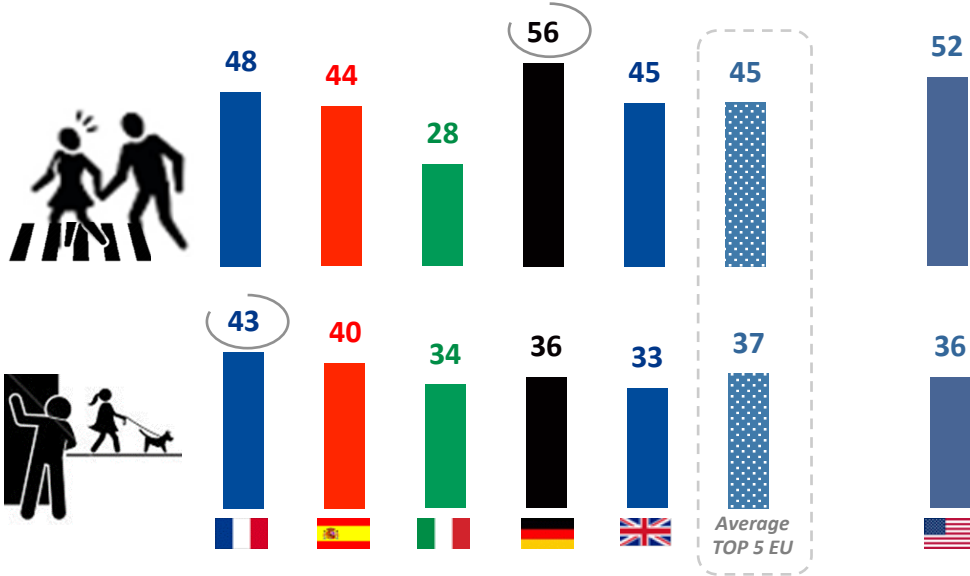
# A.3 *How many women have already been victims of harassment in the street?*



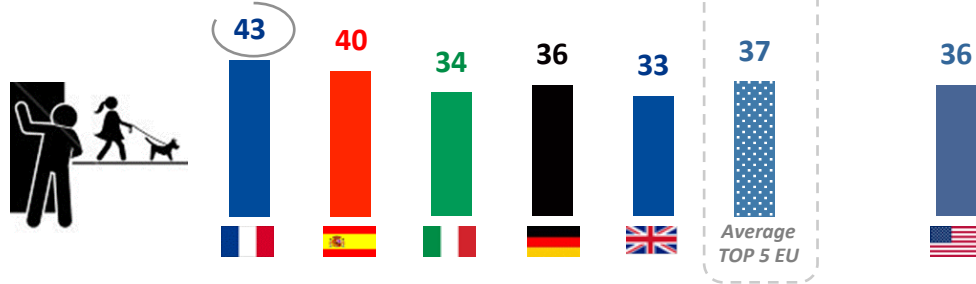
**QUESTION:** In the course of your lifetime, have you experienced any of these situations in the street?



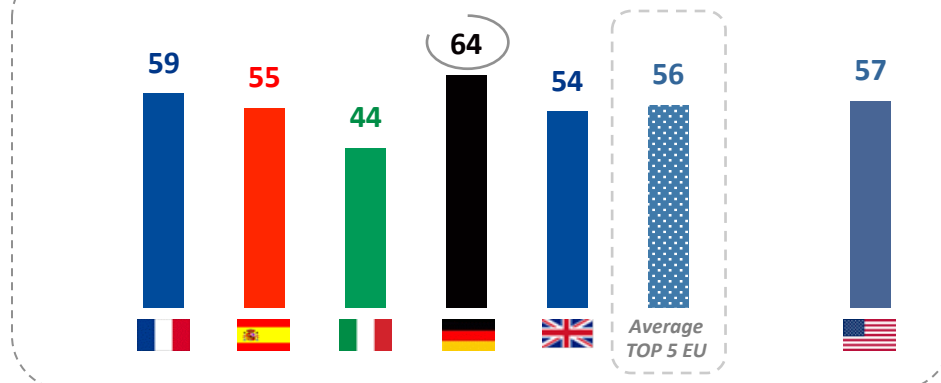
You have been insistently approached despite your lack of consent



You have been followed for a part of your way



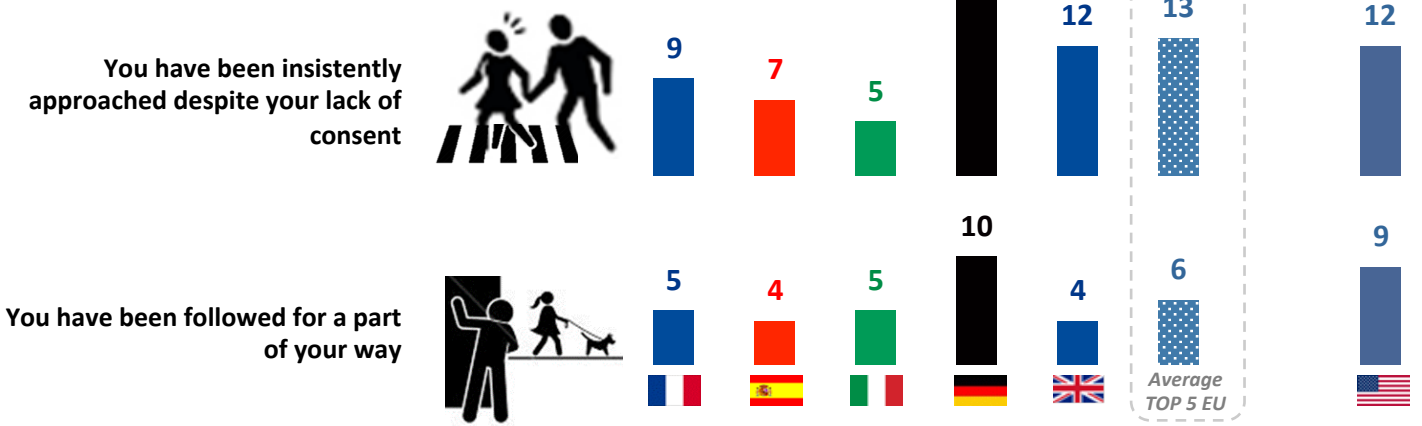
TOTAL PROPORTION OF WOMEN WHO HAVE ENCOUNTERED AT LEAST ONE OF THESE SITUATIONS IN THE STREET DURING THEIR LIFETIME



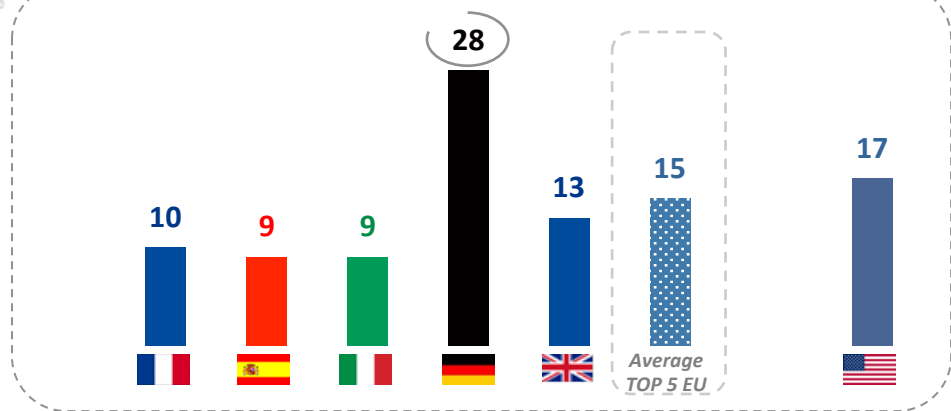
**QUESTION:** And during the last twelve months, have you experienced any of these situations in the street?



DURING THE PAST YEAR



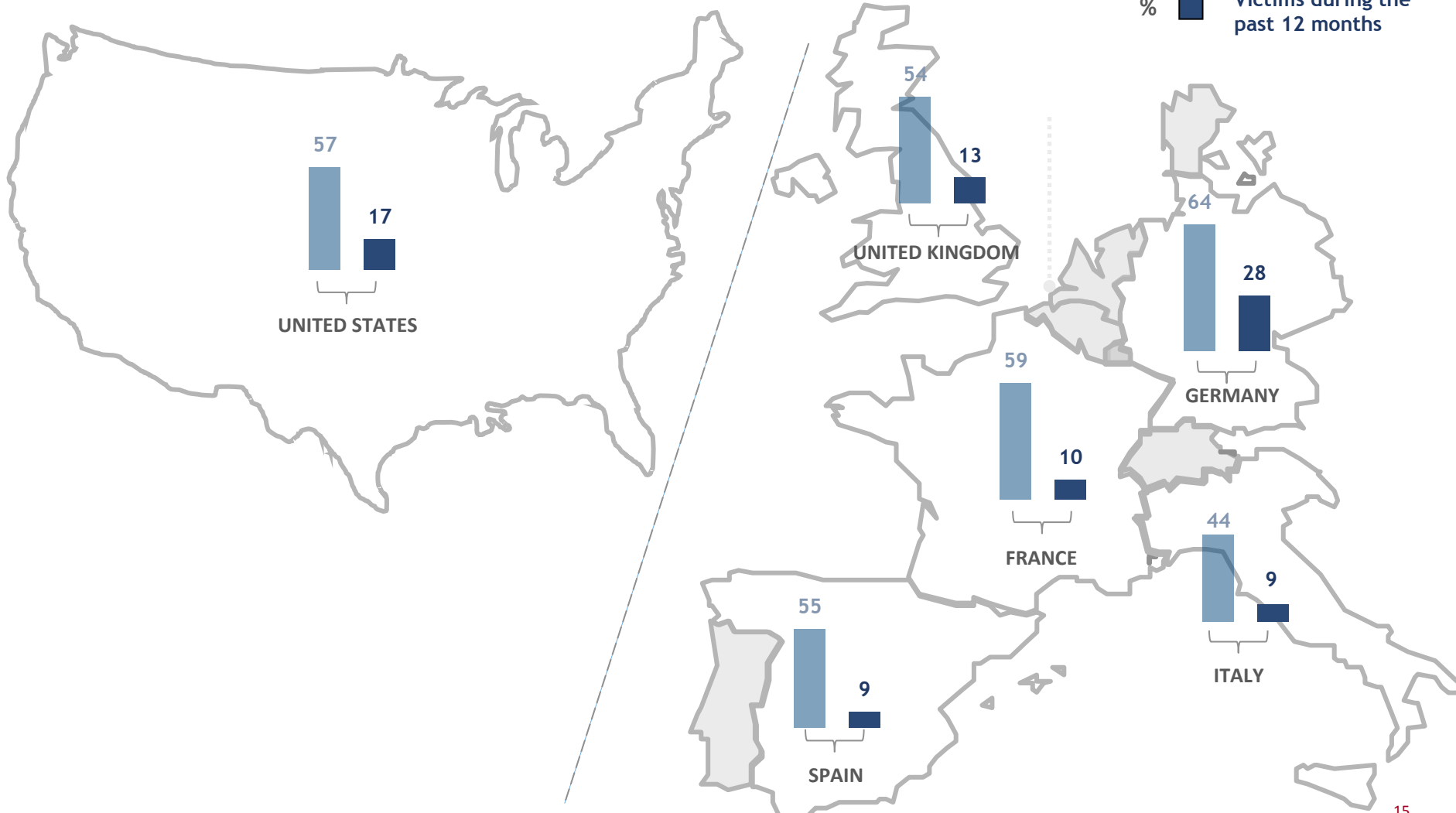
**TOTAL PROPORTION OF WOMEN WHO HAVE ALREADY ENCOUNTERED AT LEAST ONE OF THESE SITUATIONS IN THE STREET DURING THE PAST YEAR**



**QUESTION:** Have you ever experienced any of these situations **in the street?**



% Victims during their lifetime  
% Victims during the past 12 months






# The profile of women who have been victims of a form of sexual harassment in the street “during the past 12 months”



**Note:** 23% of young French women aged under 25 have been victims of this during the past 12 months  
 As a reminder, the average found in all French women is **10%**





# **A.4** *How many women have been victims of exhibitionism in the street?*

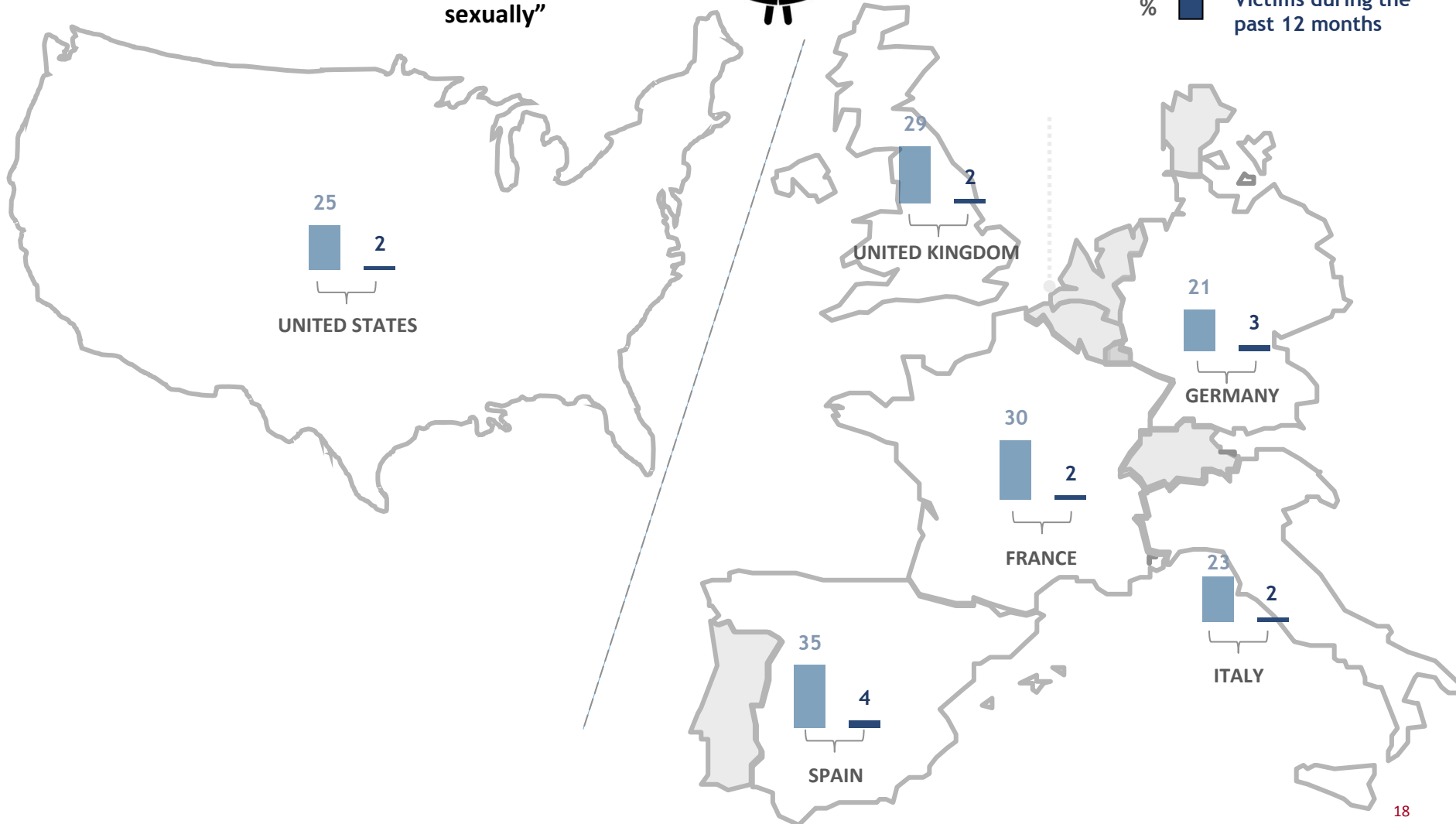


**QUESTION:** Have you personally experienced any of these situations in the street?

“A passer-by exposed himself/herself to you sexually”



% Victims during their lifetime  
% Victims during the past 12 months





# The profile of women who have been victims of exhibitionism in the street “during the past 12 months”



**Note:** 15% of young Spanish women aged under 25 have been victims of this during the past 12 months  
 As a reminder, the average found in all Spanish women is 4%



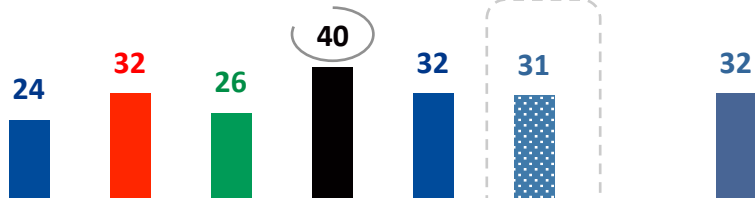
# **A.5** *How many women have been the victims of sexual aggression in the street?*



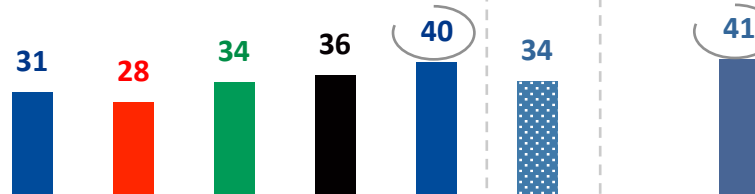
**QUESTION:** In the course of your lifetime, have you experienced any of these situations in the street?




A passenger rubbed himself/herself against you inappropriately



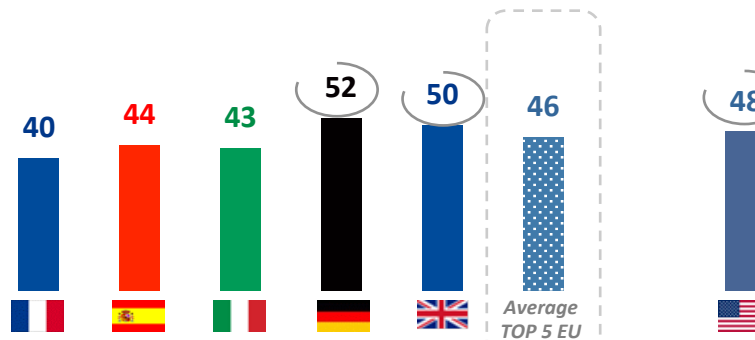
You were subjected to sexual fondling or touching (e.g. hands on your buttocks) despite your lack of consent



You have been subjected to sexual penetration with violence, constraint or surprise



**TOTAL PROPORTION OF WOMEN WHO HAVE ENCOUNTERED AT LEAST ONE OF THESE SITUATIONS IN THE STREET DURING THEIR LIFETIME**



# PROPORTION OF WOMEN VICTIMS OF A FORM OF SEXUAL AGGRESSION “DURING THE PAST 12 MONTHS”

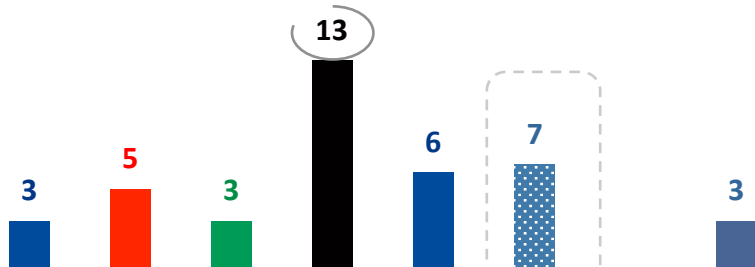
**QUESTION:** In the course of your lifetime, have you experienced any of these situations in the street?



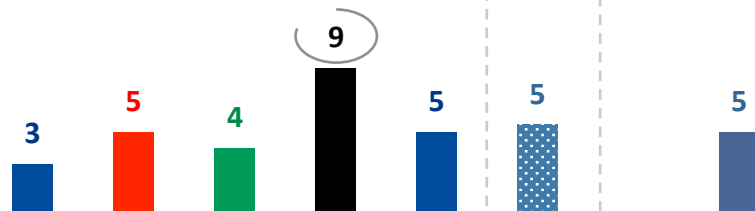
DURING THE PAST YEAR




A passenger rubbed himself/herself against you inappropriately



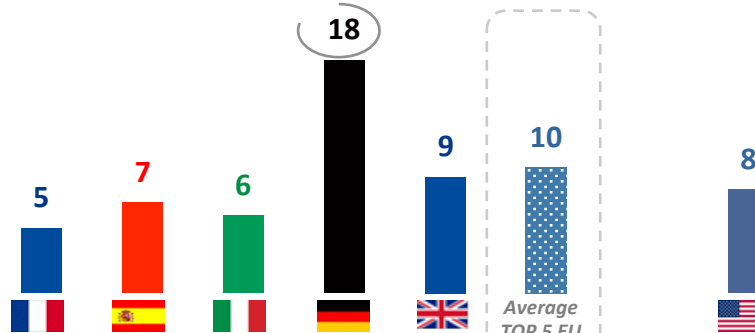
You were subjected to sexual fondling or touching (e.g. hands on your buttocks) despite your lack of consent



You have been subjected to sexual penetration with violence, constraint or surprise



**TOTAL PROPORTION OF WOMEN WHO HAVE ALREADY ENCOUNTERED AT LEAST ONE OF THESE SITUATIONS IN THE STREET DURING THE PAST YEAR**

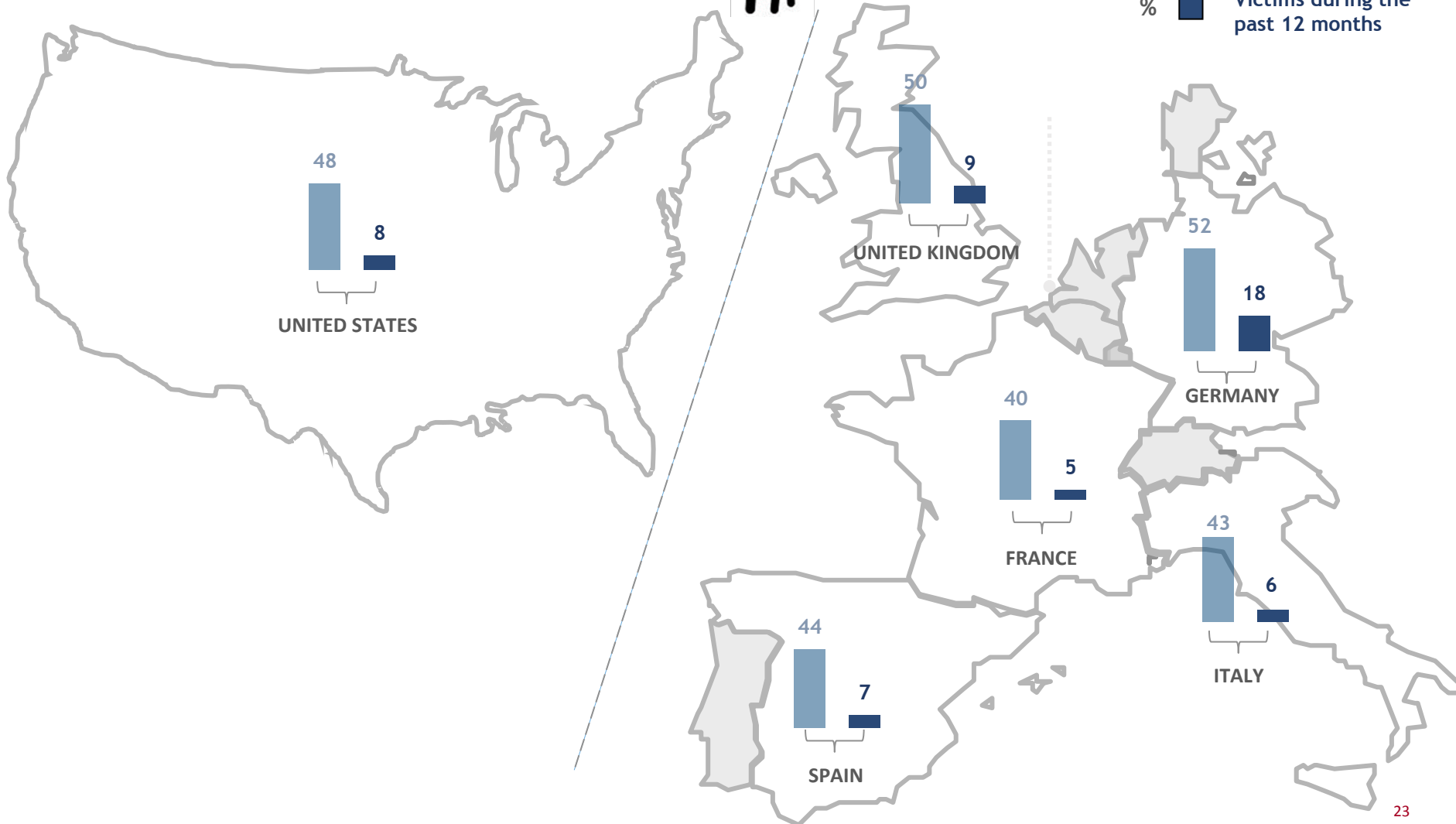


# PROPORTION BY COUNTRY OF VICTIMS OF AT LEAST "one form of sexual aggression"

**QUESTION:** Have you ever experienced any of these situations in the street?



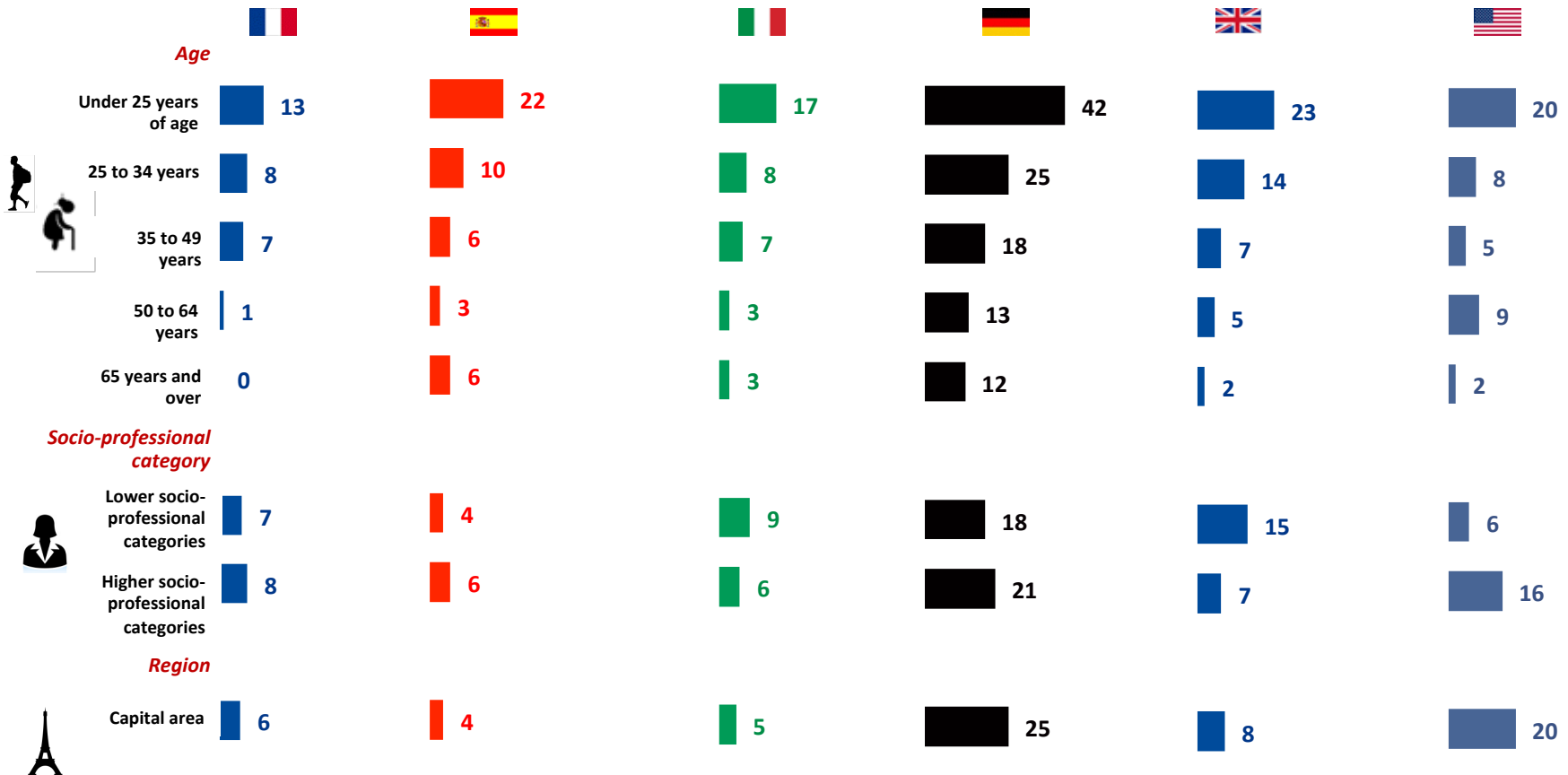
% Victims during their lifetime  
% Victims during the past 12 months





# The profile of women who have been victims of a form of sexual aggression in the street “during the past 12 months”

**Note:** 42% of young Germans aged under 25 have been victims of this during the past 12 months  
As a reminder, the average found in all Germans is **18%**






# BI WHICH COUNTRY TODAY HAS THE MOST SEXIST CLIMATE IN THE STREET?



# THE EXPERIENCE OF SEXIST AND SEXUAL VIOLENCE IN THE STREET "DURING THE PAST YEAR"



## QUESTION: In the course of your lifetime, have you experienced any of these situations in the street?

- Yes, less than one year ago
- Yes, but over a year ago
- No, never



You have been insistently stared at



You have been whistled at



You have been subjected to gross sexual gestures



You have been subjected to comments, mocking or sexist insults



You have been insistently approached despite your lack of consent



You have been followed for a part of your way



A passenger exposed himself/herself to you



A passenger rubbed himself/herself against you inappropriately

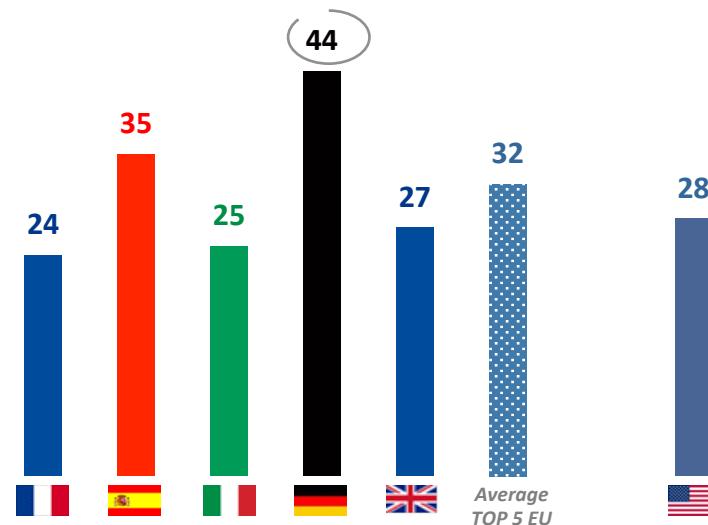


You have been subjected to sexual fondling or touching (e.g. hands on your buttocks)



You have been subjected to sexual penetration with violence, constraint or surprise

### TOTAL PROPORTION OF WOMEN WHO HAVE ALREADY ENCOUNTERED AT LEAST ONE SITUATION



IN TOTAL, 44% OF GERMAN WOMEN HAVE BEEN THE VICTIM OF AT LEAST ONE FORM OF SEXUAL ATTACK OR AGGRESSION IN THE STREET IN THE PAST TWELVE MONTHS

# **C** THE CHARACTERISTICS OF FRENCH WOMEN VICTIMS OF SEXIST AND SEXUAL ATTACK OR VIOLENCE IN THE STREET

**QUESTION:** Have you personally experienced any of these situations in the street?



“Total proportion of women who have been victims at least once”

■ Yes, less than one year ago    ■ Yes, but over a year ago



**Pressures**

You have been insistently stared at



You have been whistled at



**Insults**

You have been subjected to gross sexual gestures



You have been subjected to comments, mocking or sexist insults



**Harassment**

You have been insistently approached despite your lack of consent



You have been followed for a part of your journey



**Exhibitionism**

A passer-by exposed himself/herself to you sexually



**Sexual aggression**

A passer-by rubbed himself/herself against you inappropriately



You have been subjected to sexual fondling or touching (e.g. hands on your buttocks) despite your lack of consent



You have been subjected to sexual penetration with violence, constraint or surprise



**QUESTION:** In the course of your lifetime, have you experienced any of these situations in the street?



■ Yes, less than one year ago   ■ Yes, but over a year ago   ■ No, never



You have been insistently stared at



You have been whistled at



You have been subjected to gross sexual gestures



You have been subjected to comments, mocking or sexist insults



You have been insistently approached despite your lack of consent



You have been followed for a part of your way



A passenger exposed himself/herself to you



A passenger rubbed himself/herself against you inappropriately



You have been subjected to sexual fondling or touching (e.g. hands on your buttocks)



You have been subjected to sexual penetration with violence, constraint or surprise

TOTAL PROPORTION OF WOMEN WHO HAVE ALREADY ENCOUNTERED AT LEAST ONE SITUATION

No, none of these situations, 14%

Yes, during the last 12 months, 24%

Yes, but over a year ago, 62%

IN TOTAL, 86% OF FRENCH WOMEN HAVE BEEN VICTIMS OF AT LEAST ONE FORM OF SEXUAL ATTACK OR AGGRESSION IN THE STREET

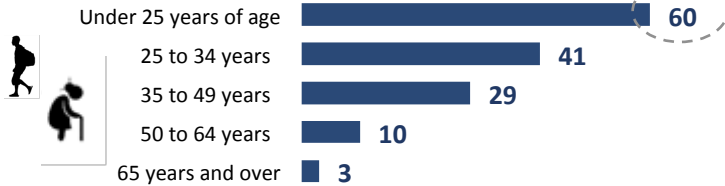


# The profile of French women victims of at least one form of sexual attack or aggression in the street “during the past 12 months”

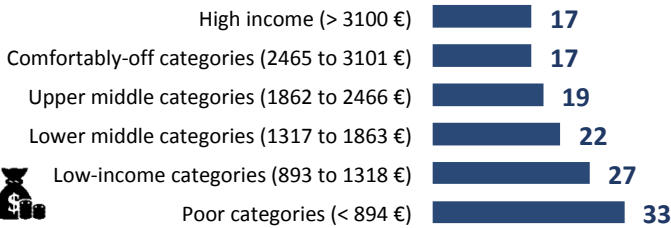


**Note:** 60% of young people under 25 years of age have been victims of this during the past 12 months  
As a reminder, the average found in all French women is **24%**

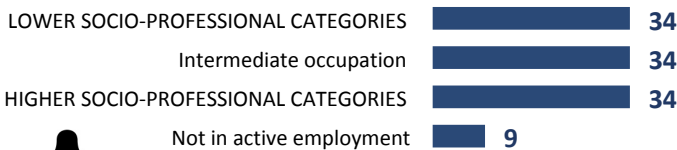
## Age



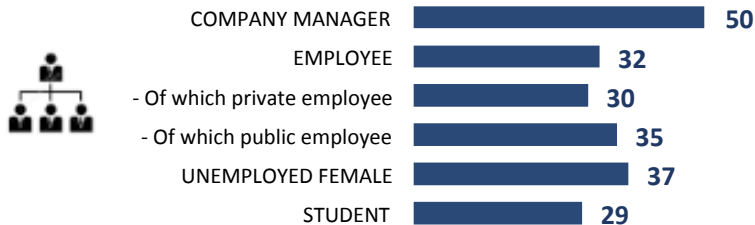
## Level of income per individual



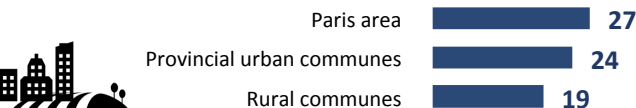
## Socio-professional category




## Employment status



## Category of urban area



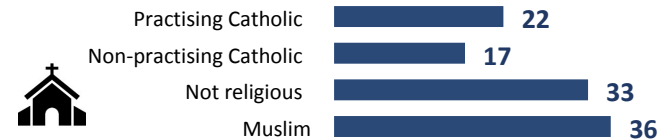
## Type of urban commune



## Region



## Religion



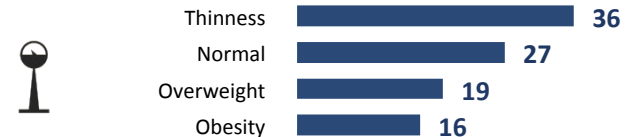
## Sexual orientation



## Assessment of one's physical state of health



## Body mass index



## Current political alignment

